



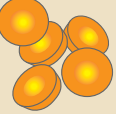










# Let's Go On A Snack Hunt



## Inside/Outside

Draw a line to match the outside to the inside.  
Trace the first letter of the name of the fruit or vegetable.

|   |          |   |   |
|---|----------|---|---|
| C | ucumber  |    |    |
| P | ineapple |    |    |
| T | omato    |  |  |
| C | arrot    |  |  |

-  -Purple
-  -Red
-  -Yellow
-  -Orange



## Color By Fruit

Find crayons that match the colors of the fruits.  
Color the spaces on Power Panther to make a cool picture.



# Vamos a Buscar un Bocado

## Adentro/Afuera

Dibuja una línea para empatar lo de afuera con lo de adentro.

Traza la primera letra del nombre de la fruta o el vegetal.

P

epino



P

iña



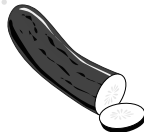
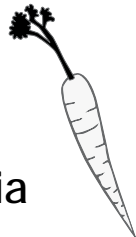
T

omate



Z

anahoria



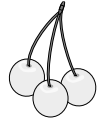
Morado



Anaranjado



Amarillo



Rojo



Colorea de Acuerdo a la Fruta